



NRS Fast Facts

Adult Education Personnel and Volunteers

Background

Adult education personnel in the United States totaled 87,201 in PY 2008–09 and included teachers, para-professionals, counselors, local administrators, and state administrators. This *NRS Fast Facts* presents a national picture of adult education personnel and volunteers from PY 2004–05 through PY 2008–09.

Role and Status of Adult ED Personnel¹

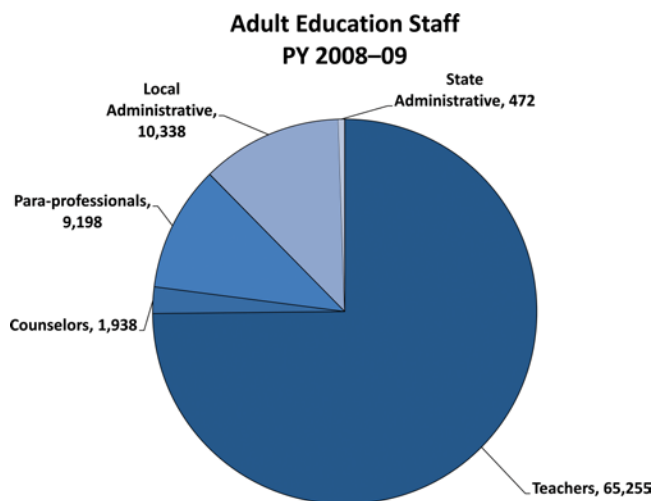
In PY 2008–09, there were 87,201 adult education personnel. This was a decrease of 6 percent from the number of adult education staff members in PY 2004–05. This trend also was seen across all staff, with the greatest drop in number among counselors (20 percent).

**Adult Education Staff
2004 to 2009**

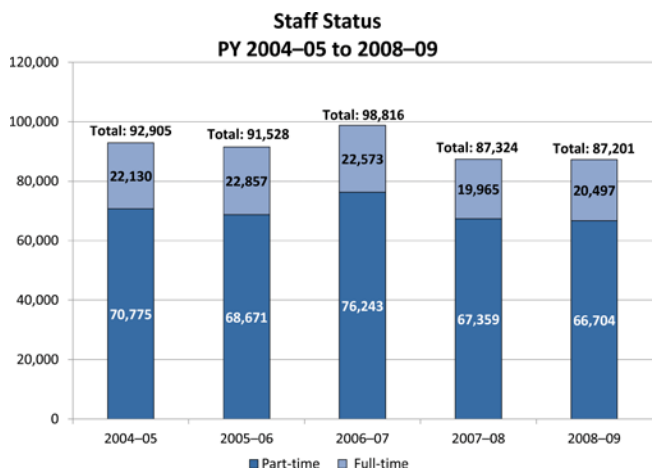
Type	2004–05	% of Total	2008–09	% of Total	% Change from 2004–05
Teachers	67,773	73%	65,255	75%	-4%
Counselors	2,422	3%	1,938	2%	-20%
Para-professionals	10,854	12%	9,198	11%	-15%
Local Administrative	11,361	12%	10,338	12%	-9%
State Administrative	495	1%	472	1%	-5%
Total	92,905	100%	87,201	100%	-6%

Although there was a drop in the overall number of adult education personnel, the proportion of staff in each role remained fairly constant. Teachers constituted the largest share (75 percent) of the 87,201 adult education personnel in PY 2008–09, similar to their share in PY 2004–05 (73 percent). State administrators constituted the smallest group (less than 1 percent) in both years.

Although the change in number of staff changed, the proportion of those staff that were full-time compared to those who were part-time remained largely the same. Across all five years, most adult education staff (between 75 and 77 percent) were part-time.

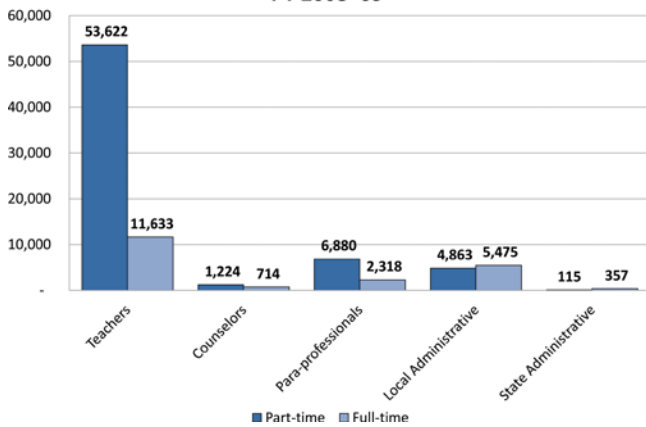


The proportion of full-time and part-time staff varied by the function of the staff. Most teachers (82 percent), counselors (63 percent), and para-professionals (75 percent) were part-time. Local administrators were almost equally as likely to be part-time as they were to be full-time. In contrast, the majority of state administrators (76 percent) were full-time.



¹ This section excludes non-paid staff.

**Status of Staff
PY 2008–09**



The trend in the proportion of full-time and part-time teachers is the same as the pattern of all adult education personnel, with most teachers holding part-time positions. State administrators showed the opposite trend, with the majority holding full-time positions; however, the proportion of state administrators who were full-time decreased from 81 percent in PY 2004–05 to 76 percent in PY 2008–09. Local administrators were approximately evenly divided between those who held full-time and part-time positions (see table below), a trend that remained consistent over time.

**Staff Status
2004 to 2009**

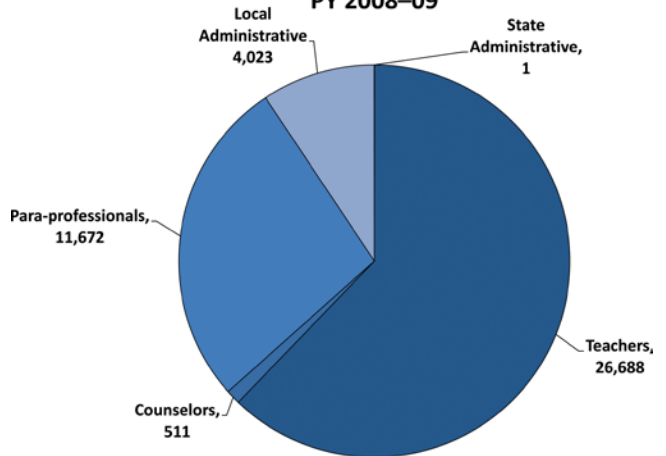
Status	2004–05	2005–06	2006–07	2007–08	2008–09
Part-time Teachers	82%	81%	83%	83%	82%
Full-time Teachers	18%	19%	17%	17%	18%
Part-time State Admin.	19%	15%	36%	22%	24%
Full-time State Admin.	81%	85%	64%	78%	76%
Part-time Local Admin.	50%	49%	47%	48%	47%
Full-time Local Admin.	50%	51%	53%	52%	53%

Volunteers

Many adult education programs also relied on the volunteers who supported them. In PY 2008–09, there were 42,895 volunteers working in adult education. This was a decrease of 19 percent in the number of volunteers since PY 2004–05.

These volunteers took on diverse roles within programs. They were teachers (62 percent), counselors (1 percent), para-professionals (27 percent), local administrators (10 percent), and even state administrators (less than 1 percent).

**Volunteers' Roles
PY 2008–09**



Resources

- To learn more about the adult education and literacy programs of the USED, go to the Department's Division of Adult Education and Literacy at <http://www.ed.gov/about/offices/list/ovae/pi/AdultEd/index.html>
- To learn more about the National Reporting System, see the Web site at <http://www.nrsweb.org>

Contact Us

This Fast Facts was written and produced by the American Institutes for Research under contract GS-10F-0112J/ED-VAE-10-O-0107 of the U.S. Department of Education. For more information or additional copies, contact nrs@air.org. Do you have an idea for Fast Facts? Send it to nrs@air.org.